

Viega Megapress S

Presses thick-walled steel:
cold, safely and in seconds.



viega



Viega.

CONNECTED IN QUALITY.


Here at Viega we know: Quality is everything. Without quality, everything means nothing. That's why we strive to surpass ourselves each and every day. And it's why we're working hard to achieve our vision for the future – with active input from our customers and without losing sight of our past.

Viega has been connected in quality for over 120 years. Our family-owned company had its sights set on revolutionising installation technology from the very beginning. And now Viega has just under 5,000 employees and ten sites, making it one of the world's leading installation technology companies with a reputation for staying true to its roots and setting its own standards.

As an innovation driver, we focus on more than just products – we create solutions that make people's lives better and maintain drinking water hygiene, energy efficiency, convenience and safety. With our intelligent systems, we are installing the lifelines for the buildings of tomorrow. We are also turning rooms into living spaces.

Viega's mission is to keep open lines of communication with customers and support them in their day-to-day work. That's why we share our expertise with customers around the world, marry materials and technology with convenience, dedicate ample time to quality assurance and invest in research and development. The result is an integrated system of more than 17,000 items that can be delivered in no time without any hassle.

Quality is everything. Without quality, everything means nothing.



CONTENTS



6

Viega Megapress S: Saves installation time, labour costs and a lot of welding work.

8

Viega Megapress S: Quick, clean, safe and completely weld-free.



10

The Smart Connect Feature (SC-Contur): Ensures leakproof installation of steel pipes. For sure.

12

Mechanical services and Fire protection services.

14

Viega Megapress S press-in branch connector/Viega Pressguns.



16

Pipe overview.

18

The product range.





Viega Megapress S

SAVES INSTALLATION TIME, LABOUR COSTS AND WELDING.

Whether thick or thin-walled, painted or galvanised, coated or black – steel pipes can be used in a wide range of applications, with long service lives and are particularly robust. So it is a good thing that Viega has come up with yet another genuinely innovative technology: Megapress S. This system means that steel pipes can now make economic sense in heating, cooling, fire protection or industrial plant applications.

One system for all applications

Viega Megapress S is the press technology specifically designed for thick-walled steel pipes. The formed-pipe connectors made of 1.0308 steel material with a zinc-nickel coating guarantee the highest quality and durability, and therefore of course a long service life. Steel pipes according to AS 1074 (light, Medium and heavy), ASTM A53, ASTM A106B and ASME B36.10M, in the sizes ½ to 2 inches – and now also in 2 ½, 3 and 4 inches – can be connected safely and reliably using the Viega Megapress S system.

Applications	Certification
Heating/cooling	TÜV, KITEMARK
Compressed air/ technical gases (e.g. nitrogen)	TÜV, KITEMARK
Sprinkler systems/ fire extinguishing systems (wet/dry)	VdS, FM
Shipbuilding	DNV/GL, LR, RINA
Industry	TÜV, KITEMARK

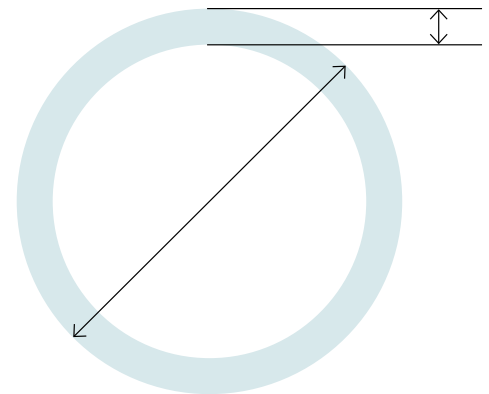


An economic advantage

Viega Megapress S has a clear advantage over common connection methods for thick-walled steel pipes. Especially when it comes to welding, cold press technology is far superior. Although welding is a proven method still today, it always involves high time expenditure, permanent fire risk and strenuous physical effort. This does not only render welding economically unattractive – carrying heavy gas cylinders and welding apparatus is really back-breaking task, especially if the connection is located several metres high or at hard-to-access locations. Cold press connecting technology makes Viega Megapress S simply faster, safer, and more efficient. Viega press machines also make sure that connections are durable and safe.

Through thick and thin

Viega Megapress S can be used to connect both thick-walled steel pipes of threaded pipe quality and pipes of boiler pipe quality. The connectors are especially designed for processing different external pipe diameters and wall thicknesses, thus offering maximum flexibility.



Pipe wall thicknesses and diameters according to AS 1074-1989 (light, Medium and heavy), ASTM A53, ASTM A106B and ASME B36.10M.

Whether seamless, welded, galvanised, industrially painted, epoxy-resin coated or black: Viega Megapress S connects pipes with the most different surfaces. Durable and safe – from ½ to 4 inches!



Viega Megapress S

QUICK, CLEAN, SAFE AND COMPLETELY WELD-FREE.

Black steel pipes formerly meant welding work. With Viega Megapress S, press technology now finds its way into steel pipe installation and brings about a whole list of advantages.



Up to 80% faster completion

The connection with Viega Megapress S is ready in a few working steps. Just cut the steel pipe to length, deburr and clean it, and mark the insertion depth of the connector to the pipe end (Fig. 1). Then put the connector on the pipe and apply the press jaw or press ring (Fig. 2). Join Megapress S connectors from ½ to 2 inches with the aid of a Viega press machine (Fig. 3). Additional force is required for pipes from 2 ½ to 4 inches therefore the Pressgun-Press Booster is utilised. (Fig. 4). Finally remove the safety tag on the press connector to indicate that pressing has already been completed at this place. It is irrelevant which steel pipe wall thickness is used as long as the pipes are according to AS 1074 (light, Medium and heavy), ASTM A53, ASTM A106B and ASME B36.10M.

The result is a safe and guaranteed leakproof connection which is ready for use. Cooling times or a fire guard are no longer necessary. And best of all: Press technology is not only safer and easier but also more efficient. Viega Megapress can save up to 60% installation time compared with welding for the sizes from ½ to 2 inches for the connection technology. It is even up to 80% for sizes from 2 ½ to 4 inches. For example, Megapress S XL can be used to complete a press connection of 4 inches

in less than 20 seconds. In similar circumstances, welding, threading and grooving also take more than 25 minutes to make connections. In terms of speed, they also can not keep up with cold press technology as they consume significantly more time.

A new dimension of force

Megapress S XL can be used to press larger steel pipes of sizes 2 ½ to 4 inches. It's logical that the force needed for a force-fit connection increases – but equally logical and clever is the Viega solution: the Pressgun-Press Booster. This force booster which is attached to a Viega press machine ensures the required press energy for a reliable connection. The geometry of the spherical heads of the hinged adapter jaw had been especially developed for pressing with the Megapress XL press rings. This geometry reliably transfers the higher pressing force and rules out accidental use with incompatible press rings. The carrying strap additionally attached to the press machine as well as the low weight of the Pressgun-Press Booster ensure the best possible ergonomics while working. This makes the Pressgun-Press Booster one of the most innovative solutions on the market.

In addition you find the installation steps on: viega.com.au/megapress



The steel pipe is cut to length and cleaned. Then the insertion depth is measured and marked, then the Megapress S connector is put on the pipe up to the mark.



For pressing Megapress S connectors from 1 ¼ inch upwards, only press rings with hinged adapter jaws are used. For smaller sizes between ½ and 1 inch, both press jaws and press rings with hinged adapter jaws are available.



The connector is pressed in a few seconds using a Viega press machine thus connecting it with the pipe by a force-fit connection.



Megapress S XL connectors are pressed easily, quickly and safely using a press machine and the Pressgun-Press Booster.

i

REASONS FOR VIEGA MEGAPRESS S

- In terms of economy, up to 60% less installation time for connection compared with welding for sizes from ½ to 2 inches, and up to 80% for sizes from 2 ½ to 4 inches.
- Absolutely fire-safe, because neither flames nor fumes arise with cold press technology.
- No additional time and cost expenditure for fire protection precautions.
- Viega Smart Connect feature in all Megapress S connectors. This immediately indicates any inadvertently unpressed connections during the pressure test.
- Presses thick-walled steel pipes with nominal diameters from ½ to 4 inches, regardless whether the pipe is seamless, welded, black, galvanised or epoxy resin coated.
- Thanks to the innovative Pressgun-Press Booster, it is possible to connect steel pipes of sizes 2 ½, 3, and 4 inches by a force-fit connection.

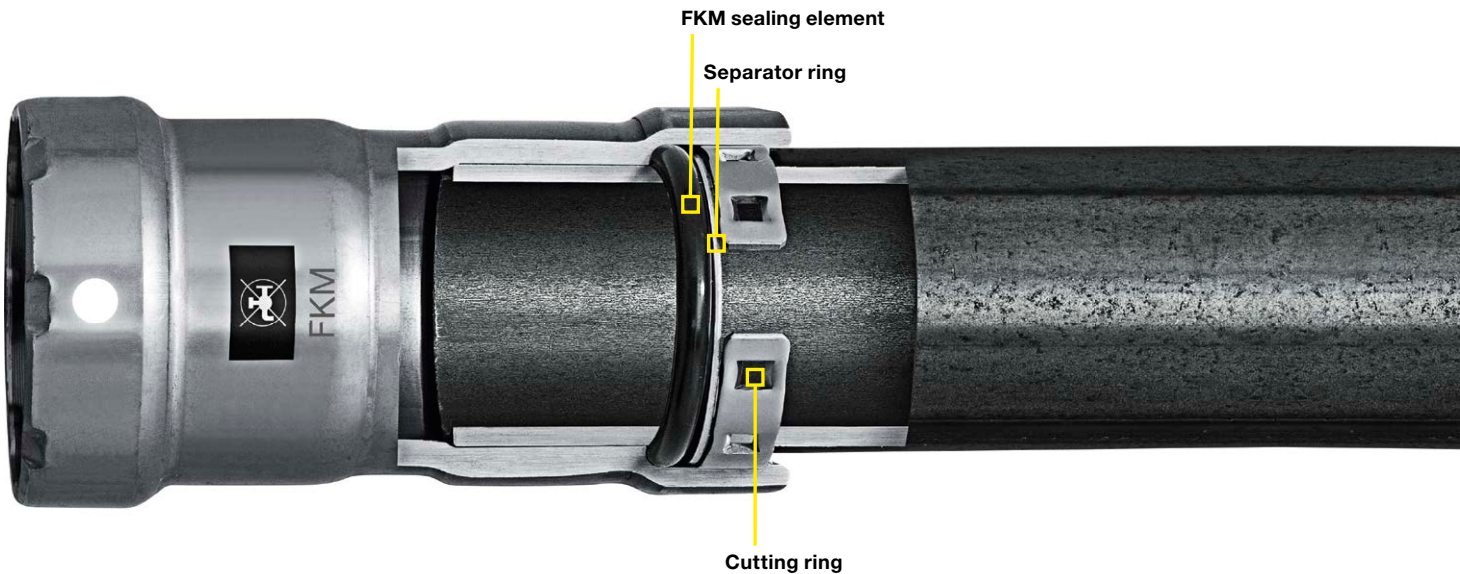


1

Viega Megapress S with Smart Connect feature

ENSURES LEAKPROOF INSTALLATION OF STEEL PIPES. FOR SURE.

The unsurpassed economic advantage of press technology is obvious right from the very first connection. And when it comes to safety: Megapress S – as with all Viega press systems – also stands out thanks to the Smart Connect feature.



To prevent damage to the sealing element when the pipe is inserted, Megapress S fittings up to 2 inches feature a protective separator ring. The cutting ring bites into the pipe during pressing and gives particular strength to the connection.

Viega Smart Connect Feature is an innovative safety feature that causes guaranteed forced leakage in unpressed connections. This identifies any inadvertently unpressed connections during the leakage test and they can be pressed subsequently. Viega Smart Connect feature ensures 100% safety – over the entire testing range.

Complex requirements, simple solution

Viega Megapress S comes with the Smart Connect feature. Forced leakage is produced in Megapress S by an optimised tolerance between the press connector and the steel pipe. This is the best answer to the special requirements on a connector made by the different wall thicknesses and surfaces of steel pipes. Megapress S becomes a flexible steel pipe connector system by matching the connector diameter to the large number of steel pipe variants (Fig. 1).

Safety at a glance

Smart Connect feature allows the leak tightness of the entire installation to be checked simply and effectively. The dry testing range is between 2.2 kPa to 300 kPa, while the testing range for wet leakage testing is from 100 to 650 kPa. Viega Megapress S thus does not only satisfy the requirements of common standards and regulations, but even surpasses them in some cases – for example with a significantly larger pressure range.

Not for drinking water

Viega Megapress S is not suitable for installation in drinking water pipelines. The fittings include a clearly visible mark (Fig. 2). This rules out mixing up or accidental incorrect use of Viega Megapress S.



Please note that fitting models with the prefix 48 or prefix 59 do not have this marking.

Safe for all applications

Megapress connectors of sizes from ½ to 2 inches have a sealing element made of FKM (Fig. 3) and can be used for operating temperatures up to the maximum of 140°C. Megapress S XL connectors of sizes 2 ½, 3, and 4 inches also come with an FKM sealing element but with an increased cross-section diameter (Fig. 4) which is also suitable for being used at elevated operating temperatures up to 140°C. Both sealing elements allow pressing seamless, welded, galvanised, industrially painted, epoxy resin coated and black steel pipes with the same connector.



Megapress S-FKM sealing element up to 2 inch



Megapress S XL-FKM sealing element from 2 ½ inch

Viega Megapress S in Mechanical services and Fire protection services FOR HIGH REQUIREMENTS AND HIGHEST STANDARDS.

Many elements have to be observed for pipeline installations. Whether cooling, heating, sprinkler, or compressed air systems – each application has unique requirements. Viega Megapress S offers a variety of advantages in all cases that make the decisive difference.



Large pipe sizes for low temperatures

When it comes to cooling systems, it is generally known that larger dimensions are used to transport the required cooling capacity (Fig. 1). Megapress S XL sizes from 2 ½ to 4 inches satisfies this requirement without welding even in large cooling systems. The system can even be downsized without any problems using Megapress sizes from ½ to 2 inches.

Corrosion protection and time savings with one connector

Corrosion protection must be given special attention in cooling systems. The high temperature gradient between the medium conveyed and the surrounding room air quickly results in the formation of condensation water, thus increasing the risk of corrosion. To avoid this, the use of industrially pre-painted steel pipes is recommended. However, if

the installation is joined by welding, it requires removal of the coating from the pipe and then extensively reapplying after welding. This is different when using Megapress S. The connectors can be pressed immediately on the coated pipe.



Sprinkler and fire extinguishing systems

Sprinkler systems of thick-walled steel pipe (Fig. 2) are mandatory due to their reliability, durability, stability and long service life in buildings of high risk classes, e.g. industrial and commercial facilities. After all, they must not only resist the intense heat in the event of a fire but also withstand the stringent external operational demands in everyday use. Viega Megapress S with the sizes from ½ to 4 inches is ideal for construction and extension of such fire protection systems. The system complies with the specifications of the highest risk classes

and has VdS and FM certification. Until now, permitted use was only for grooved coupling or welded systems in the highest fire hazard classes (production and storage risks). With Megapress S, press technology can now be used without any concerns.

Industrial heating systems

Thick-wall steel pipes are perfect for being used in industrial applications. The Megapress S system can withstand the high industrial requirements and is installed quickly and safely thanks to the cold press technology.

Compressed air systems and technical gases

Good examples for steel pipe installations in industrial applications are compressed air systems (Fig. 3) and pipe networks for technical gases such as nitrogen. Viega Megapress S in these cases satisfies the high requirements, facilitates installation in the ceiling area of industrial buildings, and enables convenient T-piece installation for extra fast, safe, and clean connection with devices.

Viega Megapress S press-in branch connector

DIRECT CONNECTION IN JUST TWO MINUTES.

Steel pipes are synonymous for long service lives and ruggedness. What happens however if an additional connection is intended to be installed in an existing installation system? What could formerly be implemented with a lot of effort is now quickly, efficiently and comfortably possible with the Viega press-in branch connector.

The Megapress press-in branch connector is a real problem solver when it comes to adding subsequent connections in an existing steel pipe installation. The suitable complete tool set allows drilling holes in thick-walled steel pipes without elaborate preparatory work and pressing-in the new connection. A commercially available drill and a Viega Pressgun are perfect for doing this.

Up to 80% faster

The press-in branch connector can save up to 80% of installation time over welding-in of a new connection. The physical strain for the trade professional is reduced and after two minutes the connection between the pipe and the the press-in connector is permanently tight thanks to the profile seal ring.

A clean affair

Installing a new connection in the steel pipe is not only easy but also clean. A workshop vacuum cleaner can be attached to the drill guide and swarf produced by drilling can be extracted directly.

Saves costs and space

The press-in branch connector is a cost and space-saving solution for subsequent installation of a new connection. The pipe is spot-drilled only and not entirely disconnected as would be the case when installing a T-piece. This allows using the press-in branch connector at locations which are difficult to access.

Fast and safe before, during, and after installation

The press-in branch connector is fast and efficient not only while installing it but also before and after. The positioning aid significantly simplifies proper alignment of the press-in branch connector on the



Attach a special drill guide on the steel pipe to guide the drilling shaft.



Drill the hole with the drilling machine and remove drill guide.



Press the press-in branch connector in the pipe with the pressgun insert.



The ideal steel pipe connection for subsequent installation of thermometers, temperature sensors, manometers, drains or pipe connections.

pipe. This ensures a higher level of safety. Thanks to cold press technology even residual water in the piping system is no problem for installing the connection. Waiting times and downtimes of the system are reduced to the minimum.

The press-in branch connector is suitable for steel pipe sizes 1 ½, 2, 2 ½, 3, 4, 5, and 6 inches. It is provided with an ¾-inch female thread.

The Megapress S press-in branch connector is not suitable for gas and sprinkler installations.

Viega Pressgun

INTELLIGENT PRESS TECHNOLOGY THAT IS SETTING NEW STANDARDS.



For more information on
Viega Pressguns, press jaws
and the matching accessories:
viega.com.au/Pressgun-6-Range

The Pressgun 6 Plus

- For metal press connector systems in the pipe dimensions 15 to 108 mm, for Megapress steel pipe connectors from ½ to 2 inch and for plastic piping systems from 16 to 63 mm.
- Pressing force 32 kN, pressing time approx. 4 sec., weight approx. 3.2 kg
- With Pressgun Press Booster for Megapress XL steel pipe connectors in the pipe dimensions 2 ½, 3 and 4 inch
- Smart connectivity with the Viega Tool Services app via Bluetooth®
- Infinitely rotatable press jaw fixture
- Two LEDs ensure optimised illumination of the pressing point
- Up to 35% more pressings thanks to new battery technology and optimised, more efficient components
- Servicing interval 40,000 pressings/4 years, automatic safety shutdown after 42,000 pressings
- Built-in attachment points for carrying strap or balancer

Clever: Viega Tool Services App

The VTS Lite app allows users to control the Viega Pressgun 6 Plus. Once the smart Viega Pressguns have been registered and connected to the app on the user's smartphone via Bluetooth®, their operating state can be read out at any time. The battery status can be viewed on the app, along with the number of pressings. In addition, advanced functions can be used to set up the device.



Download the new
Viega Tool Services app now.



THE VIEGA SYSTEM CASE

- New case system, compatible with commercially available case and vehicle systems
- Secure storage for all Viega press machines: The Viega system cases offer maximum flexibility with separate cases for Pressguns and press jaws.
- Individual cases can be combined (including trolley option)
- Standardised case bodies with individual inserts for maximum future-proofing
- Straightforward handling and maximum flexibility due to separation of Pressgun and press jaws
- Extremely robust, splash-proof design
- Loading capacity per case: 25 kg



Viega Megapress S

PIPE OVERVIEW.

The following steel pipes according to AS 1074-1989 (light, medium and heavy), ASTM A53, ASTM A106B and ASME B36.10M are suitable for Megapress S connectors and press-in branch connectors.



Megapress S – Pipes according to AS 1074-1989 – LIGHT

Thread size	Nominal width	Nominal external diameter	External diameter incl. coating	Pipe wall thickness for Megapress S connectors	Pipe wall thickness for Megapress S press-in branch connectors	Press-in branch connector Rp $\frac{3}{4}$
[Inch]	DN	[mm]	[mm]	LIGHT [mm]	[mm]	Art. no.
$\frac{1}{2}$	15	21.3	21.0–21.4	2.0	–	–
$\frac{3}{4}$	20	26.9	26.4–26.9	2.3	–	–
1	25	33.7	33.2–33.8	2.6	–	–
1 $\frac{1}{4}$	32	42.4	41.9–42.5	2.6	–	–
1 $\frac{1}{2}$	40	48.3	47.8–48.4	2.9	2.3–4.0	780470
2	50	60.3	59.6–60.2	2.9	2.3–4.5	780487
2 $\frac{1}{2}$	65	76.1	75.2–76.0	3.2	2.6–4.5	780494
3	80	88.9	87.9–88.7	3.2	2.6–5.0	780500
4	100	114.3	113.0–113.9	3.6	2.6–5.4	780517

Megapress S – Pipes according to AS 1074-1989 – MEDIUM and HEAVY


Thread size	Nominal width	Nominal external diameter	External diameter incl. coating	Pipe wall thickness for Megapress S connectors		Pipe wall thickness for Megapress S press-in branch connectors	Press-in branch connector Rp $\frac{3}{4}$
				MEDIUM	HEAVY		
[Inch]	DN	[mm]	[mm]	[mm]	[mm]	[mm]	Art. no.
$\frac{1}{2}$	15	21.3	21.1–21.7	2.6	3.2	–	–
$\frac{3}{4}$	20	26.9	26.6–27.2	2.6	3.2	–	–
1	25	33.7	33.4–34.2	3.2	4.0	–	–
$1\frac{1}{4}$	32	42.4	42.1–42.9	3.2	4.0	–	–
$1\frac{1}{2}$	40	48.3	48.0–48.8	3.2	4.0	2.3–4.0	780470
2	50	60.3	59.8–60.8	3.6	4.5	2.3–4.5	780487
$2\frac{1}{2}$	65	76.1	75.4–76.6	3.6	4.5	2.6–4.5	780494
3	80	88.9	88.1–89.5	4.0	5.0	2.6–5.0	780500
4	100	114.3	113.3–114.9	4.5	5.4	2.6–5.4	780517
5	125	139.7	138.7–140.6	–	–	2.9–5.4	780524
6	150	165.1	164.1–166.1	–	–	2.9–5.4	780531


Megapress S – Pipes according to ASTM, A53, ASTM A106B and ASME B36.10M


Thread size	Nominal width	Nominal external diameter	Schedule No.	Pipe wall thickness for Megapress S connectors		Pipe wall thickness for Megapress S press-in branch connectors	Press-in branch connector Rp $\frac{3}{4}$ (*DN 65 with FPT $\frac{3}{4}$ for pipes in acc. ASTM A53)
				[mm]	[mm]		
[inch]	DN	[mm]		[mm]	[mm]	[mm]	Art. no.
$\frac{1}{2}$	15	21.3	5–40	1.65–2.77	–	–	–
$\frac{3}{4}$	20	26.7	5–40	1.65–2.87	–	–	–
1	25	33.4	5–40	1.65–3.38	–	–	–
$1\frac{1}{4}$	32	42.2	5–40	1.65–3.56	–	–	–
$1\frac{1}{2}$	40	48.3	5	1.65	–	–	–
$1\frac{1}{2}$	40	48.3	10	2.77	2.77	780470	780470
$1\frac{1}{2}$	40	48.3	40	3.68	3.68	780470	780470
2	50	60.3	5	1.65	–	–	–
2	50	60.3	10	2.77	2.77	780487	780487
2	50	60.3	40	3.91	3.91	780487	780487
$2\frac{1}{2}$ *	65	73.0	5	2.11	–	–	–
$2\frac{1}{2}$ *	65	73.0	10	3.05	3.05	26810*	26810*
$2\frac{1}{2}$ *	65	73.0	40	5.16	5.16	26840*	26840*
3	80	88.9	5	2.11	–	–	–
3	80	88.9	10	3.05	3.05	780500	780500
3	80	88.9	40	5.49	–	–	–
4	100	114.3	5	2.11	–	–	–
4	100	114.3	10	3.05	3.05	780517	780517
4	100	114.3	40	6.02	–	–	–
5	125	141.3	10	–	3.40	780524	780524
6	150	168.3	10	–	3.40	780531	780531

* N.B. $2\frac{1}{2}$ (73.0mm) pipe is only compatible with fittings that have model prefix 48.

Key

 Pipes for Megapress S connectors

 Pipes for Megapress S connectors and Megapress S press-in branch connectors

 Pipes for Megapress S press-in branch connectors

Viega Megapress S

THE PRODUCT RANGE.

The product line Viega Megapress S is ideally tuned to the installation of thick-walled steel pipes. It offers a broad selection and high flexibility in installation with a large number of different connectors, such as couplings, elbows, threaded adapters, reducers, Tees, and flanges. The Megapress S product line is available in the sizes ½, ¾, 1, 1 ¼, 1 ½, 2, 2 ½, 3, and 4 inches.

○ Megapress S – Special application (FKM)



○ 4316



○ 4216XL
4816XL



○ 4316.1



○ 4216.1XL
4816.1XL



○ 4326



○ 4226XL
4826XL



○ 4326.1



○ 4226.1XL
4826.1XL



○ 4318



○ 4218XL
4818XL



○ 4317.2



○ 4217.2XL
4817.2XL



○ 4311



○ 4211XL
4811XL



○ 4214XL



○ 4312

i

The models listed below with a prefix 48 include press connectors for DN65 pipes according to US standards 2 ½ inch (73.0 mm). Further, these components, if present, have threads according to US standards and may, like models with a prefix 59 may have differences in marking and packaging from the rest of the system.



○ 4212XL
4812XL



○ 4312.2
4812.2
4812.25



○ 4315



○ 4215XL
4815XL



○ 4315.5



○ 4215.5XL
4815.5XL



○ 4315.1
5915.1



○ 4215.1XL
4815.1XL



○ 4365



○ 4363



○ 4356



○ 4256XL



○ 4856.1XL



○ 4359
4359.1
5959.5



○ 4259XL
4259.1XL
4259.6XL
4859.5XL

AU 7/22-122097 · We reserve the right to effect changes.



Viega Pty Limited

Ground Floor, Suite 2
67 Epping Road Macquarie
Park NSW 2113 Australia

Phone +61 2 8858 2600

support@viega.com.au
viega.com.au

